


Product Examples

2016/17 Bio-Epoxy Projects

Change
Climate


Subnet – Auto Shed

- Bio-Epoxy application
- Warehouse conversion
- Man-cave - BMW ///M Club
- Pigment grey infused Bio-Epoxy
- 2 X coats
- 20 nap roller





Subnet – Cont.




Subnet – Cont.

Hay Valley

- Adelaide Hills Barn Conversion – Office
- Re-levelled with Bio-Epoxy
- Charcoal paint
- 2 X coats Clear Bio-Epoxy
- 20 nap roller






Change
Climate

Henley Beach “Pool Room”

Goolwa Beach Home


- Full home application
- Bio-Epoxy on exposed aggregate stone
- Self-level application
- North facing (Australia)
- No shade/no blinds - zero discoloration (2+ yrs)
- Non yellow
- Excellent durability





Change
Climate

Resin Art – Imitation Glass



Change
Climate

Resin Art - Molds

Bio-Epoxy - Surf

- Collaboration with Wallbridge Surfboards
- Initial trial with repairs
- Wallbridge then shaped the new pictured board and laminated it with Bio-Epoxy
- Terrific feedback – great to ride
- Hard and very fast
- Holding up well with extended surf use





Change
Climate

Surf – Cont.

Enquiries

- Thank you for your consideration of this presentation
- Product sales and enquiries for Victoria | Tasmania | East Coast

Please Contact
Dave Patrick
Change Climate Distributor
www.speedhawk.au
ask@speedhawk.au
PH: 0493 250 139

